

Hardware & Networking

Cloud Capex: AI Investments by MSFT and GOOG Tracking Ahead of Expectations; Reit. Top AI Picks ANET & COHR

Cloud capex from both Microsoft and Alphabet tracked ahead of expectations in the Mar-Q, with the two US Cloud Service Providers (CSPs) reporting aggregate capex +20% above consensus estimates heading into the print. Additionally, both CSPs followed Meta's lead and also provided a more favorable outlook relative to capex trends, led unsurprisingly by AI infrastructure investments - supporting Meta's acclamation of a multi-year AI investment cycle (see report [here](#)) and our view that concerns around a potential near-term air pocket in the AI infrastructure build-out, which has driven "AI stocks" to trade-off almost -10% since the beginning of March, is overblown (see report [here](#)) – *Reiterate our preference for AI-levered names in our coverage universe, including Arista, Coherent, Dell, Super Micro, and Lumentum.*

- Microsoft (Covered by Mark Murphy): Capex results and guide again track ahead of expectations, underscoring strong year-over-year growth.** F3Q24 (Mar-end) capex rose +22% q/q and +79% y/y as it tracked to \$14.0 bn (including leases), which was higher than expectations (vs. consensus of \$11.3 bn) and compares to guidance commentary for a material sequential increase, as management noted capex was driven by cloud demand and scaling out AI infrastructure. Looking forward, capex for F4Q24 (Jun-end) was guided to "increase materially on a sequential basis", driven by cloud and AI infrastructure investments. Importantly, even if we assume sequential growth of 10%+ for F4Q24, it would imply capex of \$15 bn+ or growth of 40%+ y/y, which is ahead of expectations heading into the print (vs. consensus of \$11.7 bn).
- Alphabet (Covered by Doug Anmuth): 1Q24 and implied full-year capex tracks ahead of expectations, implying strong double-digit growth.** 1Q24 capex increased +9% q/q and +91% y/y as it tracked to \$12.0 bn, which was above expectations (vs. consensus of \$10.3 bn), with management noting investments were driven "overwhelmingly" by investment in technical infrastructure with the largest components being servers followed by data centers. Looking forward, Alphabet expects quarterly capex throughout the year to be roughly at or above 1Q24 levels, implying a record full-year capex of at least \$48 bn or growth in the 50%+ range - *noting less than 10% will be accounted for by office facilities.* By comparison, consensus was forecasting capex of \$42 bn in 2024.
- Meta (Covered by Doug Anmuth): Raises full-year capex outlook again, implying a strong step up in growth for the remainder of the year.** 1Q24 capex declined -15% q/q and -5% y/y as it tracked to \$6.7 bn (vs. consensus of \$8.3 bn), led by investments in servers, data centers, and network infrastructure. Looking forward, Meta raised its full-year capex outlook for 2024 for the second quarter in a row to a range of \$35-40 bn (vs. prior guide of \$30-37 bn), implying growth of +34% y/y, led by accelerating infrastructure

IT Hardware/ Telecom & Networking Equipment

Samik Chatterjee, CFA ^{AC}

(1-212) 622-0798
samik.x.chatterjee@jpmorgan.com

Joseph Cardoso

(1-212) 622-9036
joseph.cardoso@jpmchase.com

Priyanka Thapa

(1-212) 622-4935
priyanka.thapa@jpmorgan.com
J.P. Morgan Securities LLC

See page 3 for analyst certification and important disclosures.

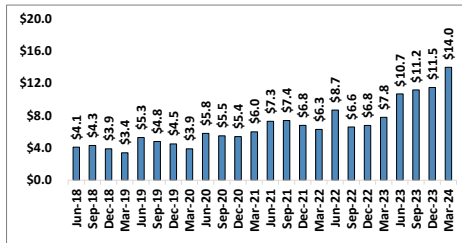
J.P. Morgan does and seeks to do business with companies covered in its research reports. As a result, investors should be aware that the firm may have a conflict of interest that could affect the objectivity of this report. Investors should consider this report as only a single factor in making their investment decision.

investments to support the company's AI road map. Based on 1Q24 results, the updated capex guidance implies capex of \$30.8 bn for the remaining three quarters of the year or growth of +48% y/y. Additionally, Meta reiterated its expectations for capex to increase next year as it invests aggressively to support AI research and product development efforts.

Please find the latest data center capex forecast for the Top 4 US CSPs [here](#).

Figure 1: Quarterly Microsoft Capex

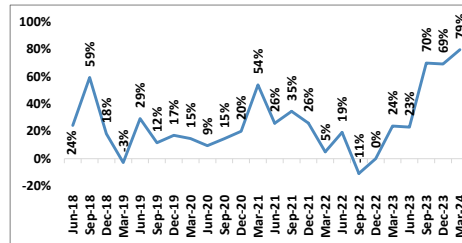
\$ in Billions



Source: Company reports

Figure 2: Quarterly Microsoft Capex

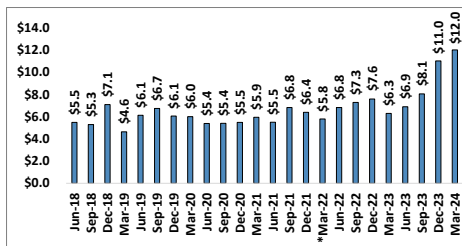
Y/Y % Change



Source: Company reports

Figure 3: Quarterly Alphabet Capex

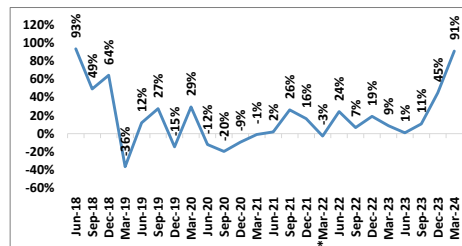
\$ in Billions



Source: Company reports

Figure 4: Quarterly Alphabet Capex

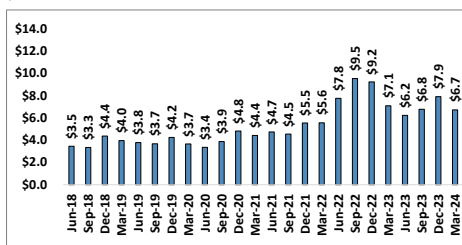
Y/Y % Change



Source: Company reports

Figure 5: Quarterly Meta Capex

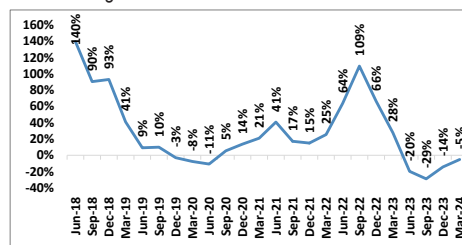
\$ in Billions



Source: Company reports

Figure 6: Quarterly Meta Capex

Y/Y % Change



Source: Company reports

Companies Discussed in This Report (all prices in this report as of market close on 25 April 2024, unless otherwise indicated)
Arista(ANET/\$264.76/OW), Coherent Corp(COHR/\$52.88/OW), Dell Technologies(DELL/\$124.91/OW), Lumentum(LITE/
\$42.01/OW), Super Micro(SMCI/\$787.40/OW)

Analyst Certification: The Research Analyst(s) denoted by an “AC” on the cover of this report certifies (or, where multiple Research Analysts are primarily responsible for this report, the Research Analyst denoted by an “AC” on the cover or within the document individually certifies, with respect to each security or issuer that the Research Analyst covers in this research) that: (1) all of the views expressed in this report accurately reflect the Research Analyst’s personal views about any and all of the subject securities or issuers; and (2) no part of any of the Research Analyst’s compensation was, is, or will be directly or indirectly related to the specific recommendations or views expressed by the Research Analyst(s) in this report. For all Korea-based Research Analysts listed on the front cover, if applicable, they also certify, as per KOFIA requirements, that the Research Analyst’s analysis was made in good faith and that the views reflect the Research Analyst’s own opinion, without undue influence or intervention.

All authors named within this report are Research Analysts who produce independent research unless otherwise specified. In Europe, Sector Specialists (Sales and Trading) may be shown on this report as contacts but are not authors of the report or part of the Research Department.

Important Disclosures

- **Market Maker:** J.P. Morgan Securities LLC makes a market in the securities of Lumentum.
- **Market Maker/ Liquidity Provider:** J.P. Morgan is a market maker and/or liquidity provider in the financial instruments of/related to Arista, Coherent Corp, Dell Technologies, Lumentum, Super Micro.
- **Manager or Co-manager:** J.P. Morgan acted as manager or co-manager in a public offering of securities or financial instruments (as such term is defined in Directive 2014/65/EU) of/for Super Micro within the past 12 months.
- **Analyst Position:** An analyst on the Equity or Credit coverage team, non-fundamental analyst who may produce trade recommendations, or a member of their respective household(s) has a financial interest in the debt or equity securities of Coherent Corp.
- **Client:** J.P. Morgan currently has, or had within the past 12 months, the following entity(ies) as clients: Coherent Corp, Dell Technologies, Lumentum, Super Micro.
- **Client/Investment Banking:** J.P. Morgan currently has, or had within the past 12 months, the following entity(ies) as investment banking clients: Coherent Corp, Dell Technologies, Super Micro.
- **Client/Non-Investment Banking, Securities-Related:** J.P. Morgan currently has, or had within the past 12 months, the following entity(ies) as clients, and the services provided were non-investment-banking, securities-related: Coherent Corp, Dell Technologies.
- **Client/Non-Securities-Related:** J.P. Morgan currently has, or had within the past 12 months, the following entity(ies) as clients, and the services provided were non-securities-related: Coherent Corp, Dell Technologies, Lumentum.
- **Investment Banking Compensation Received:** J.P. Morgan has received in the past 12 months compensation for investment banking services from Coherent Corp, Dell Technologies, Super Micro.
- **Potential Investment Banking Compensation:** J.P. Morgan expects to receive, or intends to seek, compensation for investment banking services in the next three months from Coherent Corp, Dell Technologies, Super Micro.
- **Non-Investment Banking Compensation Received:** J.P. Morgan has received compensation in the past 12 months for products or services other than investment banking from Coherent Corp, Dell Technologies.
- **Debt Position:** J.P. Morgan may hold a position in the debt securities of Arista, Coherent Corp, Dell Technologies, Lumentum, Super Micro, if any.

Company-Specific Disclosures: Important disclosures, including price charts and credit opinion history tables, are available for compendium reports and all J.P. Morgan–covered companies, and certain non-covered companies, by visiting <https://www.jpmm.com/research/disclosures>, calling 1-800-477-0406, or e-mailing research.disclosure.inquiries@jpmorgan.com with your request.

Arista (ANET, ANET US) Price Chart



Date	Rating	Price (\$)	Price Target (\$)
05-May-21	OW	76.38	94
20-Jul-21	OW	90.53	109
18-Oct-21	OW	97.44	114
02-Nov-21	OW	102.14	125
10-Nov-21	OW	132.84	147.5
13-Dec-21	OW	130.69	149.996
20-Jan-22	OW	125.31	150
14-Feb-22	OW	120.92	160
14-Jul-22	OW	98.30	150
01-Aug-22	OW	116.63	160
12-Oct-22	OW	107.05	175
19-Apr-23	OW	162.69	195
27-Jun-23	OW	150.82	200
19-Jul-23	OW	173.51	215
31-Jul-23	OW	151.09	220
30-Oct-23	OW	176.19	230
08-Jan-24	OW	230.92	297
11-Apr-24	OW	288.22	315

Source: Bloomberg Finance L.P. and J.P. Morgan; price data adjusted for stock splits and dividends. Initiated coverage May 13, 2016. All share prices are as of market close on the previous business day.

Coherent Corp (COHR, COHR US) Price Chart



Date	Rating	Price (\$)	Price Target (\$)
12-Sep-22	OW	44.23	82
12-Oct-22	OW	33.78	74
20-Dec-22	OW	33.63	52
19-Jan-23	OW	42.57	47
09-Feb-23	OW	42.70	50
19-Apr-23	OW	33.50	46
10-May-23	OW	31.90	39
19-Jul-23	OW	48.37	63
06-Feb-24	OW	49.42	70

Source: Bloomberg Finance L.P. and J.P. Morgan; price data adjusted for stock splits and dividends. Initiated coverage Jul 29, 2019. All share prices are as of market close on the previous business day.

Dell Technologies (DELL, DELL US) Price Chart



Date	Rating	Price (\$)	Price Target (\$)
29-Sep-21	OW	53.26	120
22-Nov-21	OW	55.02	72
24-Nov-21	OW	54.67	75
18-Apr-22	OW	46.94	68
25-May-22	OW	40.88	60
14-Jul-22	OW	43.14	55
18-Aug-22	OW	47.83	60
26-Aug-22	OW	47.90	56
11-Oct-22	OW	34.48	52
21-Nov-22	OW	42.04	50
19-Jan-23	OW	40.02	49
16-Feb-23	OW	42.80	50
03-Mar-23	OW	40.17	47
17-Apr-23	N	43.28	47
19-Jul-23	N	53.83	61
31-Aug-23	N	55.69	68
28-Nov-23	N	74.46	76
30-Nov-23	N	75.06	77
08-Jan-24	OW	75.84	90
22-Feb-24	OW	81.39	100
01-Mar-24	OW	94.66	125

Source: Bloomberg Finance L.P. and J.P. Morgan; price data adjusted for stock splits and dividends. Initiated coverage Dec 28, 2018. All share prices are as of market close on the previous business day.

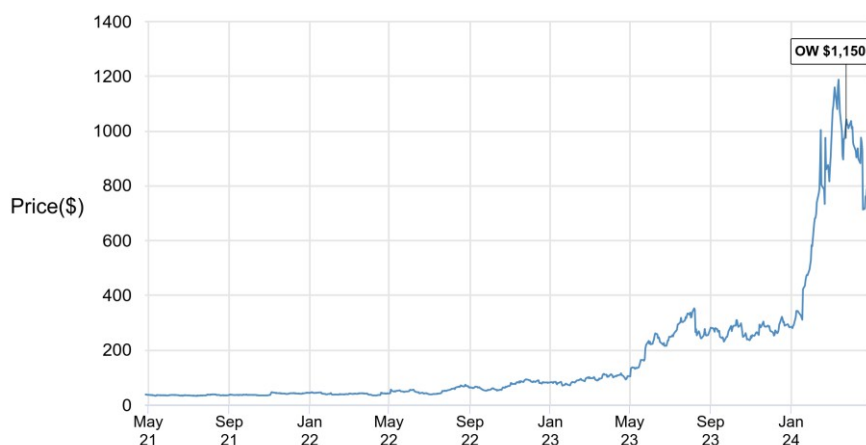
Lumentum (LITE, LITE US) Price Chart



Date	Rating	Price (\$)	Price Target (\$)
14-May-21	N	67.43	80
20-Jul-21	N	80.64	85
18-Aug-21	N	80.24	90
18-Oct-21	N	85.19	95
13-Dec-21	N	100.60	100
20-Jan-22	N	99.44	110
26-Jan-22	OW	95.48	110
05-May-22	OW	89.50	115
14-Jul-22	OW	78.06	100
17-Aug-22	OW	89.60	105
12-Oct-22	OW	71.38	115
08-Nov-22	OW	70.38	83
20-Dec-22	N	50.80	64
19-Jan-23	N	58.47	66
05-Apr-23	N	52.45	54
17-Apr-23	OW	45.24	60
19-Jul-23	OW	52.10	64
17-Aug-23	OW	46.81	57
08-Jan-24	OW	50.47	63
08-Feb-24	OW	58.77	62
11-Apr-24	OW	45.34	57

Source: Bloomberg Finance L.P. and J.P. Morgan; price data adjusted for stock splits and dividends. Initiated coverage Aug 06, 2015. All share prices are as of market close on the previous business day.

Super Micro (SMCI, SMCI US) Price Chart



Date	Rating	Price (\$)	Price Target (\$)
25-Mar-24	OW	972.74	1,150

Source: Bloomberg Finance L.P. and J.P. Morgan; price data adjusted for stock splits and dividends. Initiated coverage Mar 25, 2024. All share prices are as of market close on the previous business day.

The chart(s) show J.P. Morgan's continuing coverage of the stocks; the current analysts may or may not have covered it over the entire period. J.P. Morgan ratings or designations: OW = Overweight, N= Neutral, UW = Underweight, NR = Not Rated

Explanation of Equity Research Ratings, Designations and Analyst(s) Coverage Universe:

J.P. Morgan uses the following rating system: Overweight (over the duration of the price target indicated in this report, we expect this stock will outperform the average total return of the stocks in the Research Analyst's, or the Research Analyst's team's, coverage universe); Neutral (over the duration of the price target indicated in this report, we expect this stock will perform in line with the average total return of the stocks in the Research Analyst's, or the Research Analyst's team's, coverage universe); and Underweight (over the duration of the price target indicated in this report, we expect this stock will underperform the average total return of the stocks in the Research Analyst's, or the Research Analyst's team's, coverage universe. NR is Not Rated. In this case, J.P. Morgan has removed the rating and, if applicable, the price target, for this stock because of either a lack of a sufficient fundamental basis or for legal, regulatory or policy reasons. The previous rating and, if applicable, the price target, no longer should be relied upon. An NR designation is not a recommendation or a rating. In our Asia (ex-Australia and ex-India) and U.K. small- and mid-cap Equity Research, each stock's expected total return is compared to the expected total return of a benchmark country market index, not to those Research Analysts' coverage universe. If it does not appear in the Important Disclosures section of this report, the certifying Research Analyst's coverage universe can be found on J.P. Morgan's Research website, <https://www.jpmorganmarkets.com>.

Coverage Universe: Chatterjee, Samik: Amphenol (APH), Apple (AAPL), Arista (ANET), CDW (CDW), Calix (CALX), Ciena (CIEN), Cisco (CSCO), Coherent Corp (COHR), CommScope (COMM), Corning (GLW), Dell Technologies (DELL), F5 Inc (FFIV), Fabrinet (FN), Flex Ltd (FLEX), HP Inc (HPQ), Hewlett Packard Enterprise (HPE), Infinera (INFN), Jabil Inc (JBL), Juniper Networks (JNPR), Keysight Technologies (KEYS), Logitech International (LOGI), Lumentum (LITE), Mobileye (MBLY), NetApp, Inc. (NTAP), Qualcomm (QCOM), Sensata (ST), Stratysys, Ltd. (SSYS), Super Micro (SMCI), TE Connectivity (TEL), Teradyne (TER), Wolfspeed Inc (WOLF), Xerox Holdings Corp (XRX)

J.P. Morgan Equity Research Ratings Distribution, as of April 06, 2024

	Overweight (buy)	Neutral (hold)	Underweight (sell)
J.P. Morgan Global Equity Research Coverage*	48%	39%	14%
IB clients**	49%	45%	35%
JPMS Equity Research Coverage*	46%	42%	12%
IB clients**	70%	66%	52%

*Please note that the percentages may not add to 100% because of rounding.

**Percentage of subject companies within each of the "buy," "hold" and "sell" categories for which J.P. Morgan has provided investment banking services within the previous 12 months.

For purposes of FINRA ratings distribution rules only, our Overweight rating falls into a buy rating category; our Neutral rating falls into a hold rating category; and our Underweight rating falls into a sell rating category. Please note that stocks with an NR designation are not included in the table above. This information is current as of the end of the most recent calendar quarter.

Equity Valuation and Risks: For valuation methodology and risks associated with covered companies or price targets for covered companies, please see the most recent company-specific research report at <http://www.jpmorganmarkets.com>, contact the primary analyst or your J.P. Morgan representative, or email research.disclosure.inquiries@jpmorgan.com. For material information about the proprietary models used, please see the Summary of Financials in company-specific research reports and the Company Tearsheets, which are available to download on

the company pages of our client website, <http://www.jpmorganmarkets.com>. This report also sets out within it the material underlying assumptions used.

A history of J.P. Morgan investment recommendations disseminated during the preceding 12 months can be accessed on the Research & Commentary page of <http://www.jpmorganmarkets.com> where you can also search by analyst name, sector or financial instrument.

Analysts' Compensation: The research analysts responsible for the preparation of this report receive compensation based upon various factors, including the quality and accuracy of research, client feedback, competitive factors, and overall firm revenues.

Other Disclosures

J.P. Morgan is a marketing name for investment banking businesses of JPMorgan Chase & Co. and its subsidiaries and affiliates worldwide.

UK MIFID FICC research unbundling exemption: UK clients should refer to [UK MIFID Research Unbundling exemption](#) for details of J.P. Morgan's implementation of the FICC research exemption and guidance on relevant FICC research categorisation.

All research material made available to clients are simultaneously available on our client website, J.P. Morgan Markets, unless specifically permitted by relevant laws. Not all research content is redistributed, e-mailed or made available to third-party aggregators. For all research material available on a particular stock, please contact your sales representative.

Any long form nomenclature for references to China; Hong Kong; Taiwan; and Macau within this research material are Mainland China; Hong Kong SAR (China); Taiwan (China); and Macau SAR (China).

J.P. Morgan Research may, from time to time, write on issuers or securities targeted by economic or financial sanctions imposed or administered by the governmental authorities of the U.S., EU, UK or other relevant jurisdictions (Sanctioned Securities). Nothing in this report is intended to be read or construed as encouraging, facilitating, promoting or otherwise approving investment or dealing in such Sanctioned Securities. Clients should be aware of their own legal and compliance obligations when making investment decisions.

Any digital or crypto assets discussed in this research report are subject to a rapidly changing regulatory landscape. For relevant regulatory advisories on crypto assets, including bitcoin and ether, please see <https://www.jpmorgan.com/disclosures/cryptoasset-disclosure>.

The author(s) of this research report may not be licensed to carry on regulated activities in your jurisdiction and, if not licensed, do not hold themselves out as being able to do so.

Exchange-Traded Funds (ETFs): J.P. Morgan Securities LLC ("JPMS") acts as authorized participant for substantially all U.S.-listed ETFs. To the extent that any ETFs are mentioned in this report, JPMS may earn commissions and transaction-based compensation in connection with the distribution of those ETF shares and may earn fees for performing other trade-related services, such as securities lending to short sellers of the ETF shares. JPMS may also perform services for the ETFs themselves, including acting as a broker or dealer to the ETFs. In addition, affiliates of JPMS may perform services for the ETFs, including trust, custodial, administration, lending, index calculation and/or maintenance and other services.

Options and Futures related research: If the information contained herein regards options- or futures-related research, such information is available only to persons who have received the proper options or futures risk disclosure documents. Please contact your J.P. Morgan Representative or visit <https://www.theocc.com/components/docs/riskstoc.pdf> for a copy of the Option Clearing Corporation's Characteristics and Risks of Standardized Options or http://www.finra.org/sites/default/files/Security_Futures_Risk_Disclosure_Statement_2018.pdf for a copy of the Security Futures Risk Disclosure Statement.

Changes to Interbank Offered Rates (IBORs) and other benchmark rates: Certain interest rate benchmarks are, or may in the future become, subject to ongoing international, national and other regulatory guidance, reform and proposals for reform. For more information, please consult: https://www.jpmorgan.com/global/disclosures/interbank_offered_rates

Private Bank Clients: Where you are receiving research as a client of the private banking businesses offered by JPMorgan Chase & Co. and its subsidiaries ("J.P. Morgan Private Bank"), research is provided to you by J.P. Morgan Private Bank and not by any other division of J.P. Morgan, including, but not limited to, the J.P. Morgan Corporate and Investment Bank and its Global Research division.

Legal entity responsible for the production and distribution of research: The legal entity identified below the name of the Reg AC Research Analyst who authored this material is the legal entity responsible for the production of this research. Where multiple Reg AC Research Analysts authored this material with different legal entities identified below their names, these legal entities are jointly responsible for the production of this research. Research Analysts from various J.P. Morgan affiliates may have contributed to the production of this material but may not be licensed to carry out regulated activities in your jurisdiction (and do not hold themselves out as being able to do so). Unless otherwise stated below, this material has been distributed by the legal entity responsible for production. If you have any queries, please contact the relevant Research Analyst in your jurisdiction or the entity in your jurisdiction that has distributed this research material.

Legal Entities Disclosures and Country-/Region-Specific Disclosures:

Argentina: JPMorgan Chase Bank N.A Sucursal Buenos Aires is regulated by Banco Central de la República Argentina ("BCRA" - Central Bank of Argentina) and Comisión Nacional de Valores ("CNV" - Argentinian Securities Commission - ALYC y AN Integral N°51). **Australia:**

J.P. Morgan Securities Australia Limited (“JPMSAL”) (ABN 61 003 245 234/AFS Licence No: 238066) is regulated by the Australian Securities and Investments Commission and is a Market Participant of ASX Limited, a Clearing and Settlement Participant of ASX Clear Pty Limited and a Clearing Participant of ASX Clear (Futures) Pty Limited. This material is issued and distributed in Australia by or on behalf of JPMSAL only to “wholesale clients” (as defined in section 761G of the Corporations Act 2001). A list of all financial products covered can be found by visiting <https://www.jpmm.com/research/disclosures>. J.P. Morgan seeks to cover companies of relevance to the domestic and international investor base across all Global Industry Classification Standard (GICS) sectors, as well as across a range of market capitalisation sizes. If applicable, in the course of conducting public side due diligence on the subject company(ies), the Research Analyst team may at times perform such diligence through corporate engagements such as site visits, discussions with company representatives, management presentations, etc. Research issued by JPMSAL has been prepared in accordance with J.P. Morgan Australia’s Research Independence Policy which can be found at the following link: [J.P. Morgan Australia - Research Independence Policy](#). **Brazil:** Banco J.P. Morgan S.A. is regulated by the Comissao de Valores Mobiliarios (CVM) and by the Central Bank of Brazil. Ombudsman J.P. Morgan: 0800-7700847 / 0800-7700810 (For Hearing Impaired) / ouvidoria.jp.morgan@jpmorgan.com. **Canada:** J.P. Morgan Securities Canada Inc. is a registered investment dealer, regulated by the Canadian Investment Regulatory Organization and the Ontario Securities Commission and is the participating member on Canadian exchanges. This material is distributed in Canada by or on behalf of J.P.Morgan Securities Canada Inc. **Chile:** Inversiones J.P. Morgan Limitada is an unregulated entity incorporated in Chile. **China:** J.P. Morgan Securities (China) Company Limited has been approved by CSRC to conduct the securities investment consultancy business. **Dubai International Financial Centre (DIFC):** JPMorgan Chase Bank, N.A., Dubai Branch is regulated by the Dubai Financial Services Authority (DFSA) and its registered address is Dubai International Financial Centre - The Gate, West Wing, Level 3 and 9 PO Box 506551, Dubai, UAE. This material has been distributed by JP Morgan Chase Bank, N.A., Dubai Branch to persons regarded as professional clients or market counterparties as defined under the DFSA rules. **European Economic Area (EEA):** Unless specified to the contrary, research is distributed in the EEA by J.P. Morgan SE (“JPM SE”), which is authorised as a credit institution by the Federal Financial Supervisory Authority (Bundesanstalt für Finanzdienstleistungsaufsicht, BaFin) and jointly supervised by the BaFin, the German Central Bank (Deutsche Bundesbank) and the European Central Bank (ECB). JPM SE is a company headquartered in Frankfurt with registered address at TaunusTurm, Taunustor 1, Frankfurt am Main, 60310, Germany. The material has been distributed in the EEA to persons regarded as professional investors (or equivalent) pursuant to Art. 4 para. 1 no. 10 and Annex II of MiFID II and its respective implementation in their home jurisdictions (“EEA professional investors”). This material must not be acted on or relied on by persons who are not EEA professional investors. Any investment or investment activity to which this material relates is only available to EEA relevant persons and will be engaged in only with EEA relevant persons. **Hong Kong:** J.P. Morgan Securities (Asia Pacific) Limited (CE number AAJ321) is regulated by the Hong Kong Monetary Authority and the Securities and Futures Commission in Hong Kong, and J.P. Morgan Broking (Hong Kong) Limited (CE number AAB027) is regulated by the Securities and Futures Commission in Hong Kong. JP Morgan Chase Bank, N.A., Hong Kong Branch (CE Number AAL996) is regulated by the Hong Kong Monetary Authority and the Securities and Futures Commission, is organized under the laws of the United States with limited liability. Where the distribution of this material is a regulated activity in Hong Kong, the material is distributed in Hong Kong by or through J.P. Morgan Securities (Asia Pacific) Limited and/or J.P. Morgan Broking (Hong Kong) Limited. **India:** J.P. Morgan India Private Limited (Corporate Identity Number - U67120MH1992FTC068724), having its registered office at J.P. Morgan Tower, Off. C.S.T. Road, Kalina, Santacruz - East, Mumbai – 400098, is registered with the Securities and Exchange Board of India (SEBI) as a ‘Research Analyst’ having registration number INH000001873. J.P. Morgan India Private Limited is also registered with SEBI as a member of the National Stock Exchange of India Limited and the Bombay Stock Exchange Limited (SEBI Registration Number – INZ000239730) and as a Merchant Banker (SEBI Registration Number - MB/INM000002970). Telephone: 91-22-6157 3000, Facsimile: 91-22-6157 3990 and Website: <http://www.jpmipl.com>. JPMorgan Chase Bank, N.A. - Mumbai Branch is licensed by the Reserve Bank of India (RBI) (Licence No. 53/ Licence No. BY.4/94; SEBI - IN/CUS/014/ CDSL : IN-DP-CDSL-444-2008/ IN-DP-NSDL-285-2008/ INBI00000984/ INE231311239) as a Scheduled Commercial Bank in India, which is its primary license allowing it to carry on Banking business in India and other activities, which a Bank branch in India are permitted to undertake. For non-local research material, this material is not distributed in India by J.P. Morgan India Private Limited. Compliance Officer: Spurthi Gadamsetty; spurthi.gadamsetty@jpmchase.com; +912261573225. Grievance Officer: Ramprasadh K, jpmipl.research.feedback@jpmorgan.com; +912261573000.

Investment in securities market are subject to market risks. Read all the related documents carefully before investing. Registration granted by SEBI and certification from NISM in no way guarantee performance of the intermediary or provide any assurance of returns to investors.

Indonesia: PT J.P. Morgan Sekuritas Indonesia is a member of the Indonesia Stock Exchange and is registered and supervised by the Otoritas Jasa Keuangan (OJK). **Korea:** J.P. Morgan Securities (Far East) Limited, Seoul Branch, is a member of the Korea Exchange (KRX). JPMorgan Chase Bank, N.A., Seoul Branch, is licensed as a branch office of foreign bank (JPMorgan Chase Bank, N.A.) in Korea. Both entities are regulated by the Financial Services Commission (FSC) and the Financial Supervisory Service (FSS). For non-macro research material, the material is distributed in Korea by or through J.P. Morgan Securities (Far East) Limited, Seoul Branch. **Japan:** JPMorgan Securities Japan Co., Ltd. and JPMorgan Chase Bank, N.A., Tokyo Branch are regulated by the Financial Services Agency in Japan. **Malaysia:** This material is issued and distributed in Malaysia by JPMorgan Securities (Malaysia) Sdn Bhd (18146-X), which is a Participating Organization of Bursa Malaysia Berhad and holds a Capital Markets Services License issued by the Securities Commission in Malaysia. **Mexico:** J.P. Morgan Casa de Bolsa, S.A. de C.V. and J.P. Morgan Grupo Financiero are members of the Mexican Stock Exchange and are authorized to act as a broker dealer by the National Banking and Securities Exchange Commission. **New Zealand:** This material is issued and distributed by JPMSAL in New Zealand only to “wholesale clients” (as defined in the Financial Markets Conduct Act 2013). JPMSAL is registered as a Financial Service Provider under the Financial Service providers (Registration and Dispute Resolution) Act of 2008. **Philippines:** J.P. Morgan Securities Philippines Inc. is a Trading Participant of the Philippine Stock Exchange and a member of the Securities Clearing Corporation of the Philippines and the Securities Investor Protection Fund. It is regulated by the Securities and Exchange Commission. **Singapore:** This material is issued and distributed in Singapore by or through J.P. Morgan Securities Singapore Private Limited (JPMS) [MCI (P) 030/08/2023 and Co. Reg. No.: 199405335R],

which is a member of the Singapore Exchange Securities Trading Limited, and/or JPMorgan Chase Bank, N.A., Singapore branch (JPMCB Singapore), both of which are regulated by the Monetary Authority of Singapore. This material is issued and distributed in Singapore only to accredited investors, expert investors and institutional investors, as defined in Section 4A of the Securities and Futures Act, Cap. 289 (SFA). This material is not intended to be issued or distributed to any retail investors or any other investors that do not fall into the classes of "accredited investors," "expert investors" or "institutional investors," as defined under Section 4A of the SFA. Recipients of this material in Singapore are to contact JPMS or JPMCB Singapore in respect of any matters arising from, or in connection with, the material. **South Africa:** J.P. Morgan Equities South Africa Proprietary Limited and JPMorgan Chase Bank, N.A., Johannesburg Branch are members of the Johannesburg Securities Exchange and are regulated by the Financial Services Conduct Authority (FSCA). **Taiwan:** J.P. Morgan Securities (Taiwan) Limited is a participant of the Taiwan Stock Exchange (company-type) and regulated by the Taiwan Securities and Futures Bureau. Material relating to equity securities is issued and distributed in Taiwan by J.P. Morgan Securities (Taiwan) Limited, subject to the license scope and the applicable laws and the regulations in Taiwan. According to Paragraph 2, Article 7-1 of Operational Regulations Governing Securities Firms Recommending Trades in Securities to Customers (as amended or supplemented) and/or other applicable laws or regulations, please note that the recipient of this material is not permitted to engage in any activities in connection with the material that may give rise to conflicts of interests, unless otherwise disclosed in the "Important Disclosures" in this material. **Thailand:** This material is issued and distributed in Thailand by JPMorgan Securities (Thailand) Ltd., which is a member of the Stock Exchange of Thailand and is regulated by the Ministry of Finance and the Securities and Exchange Commission, and its registered address is 3rd Floor, 20 North Sathorn Road, Silom, Bangrak, Bangkok 10500. **UK:** Unless specified to the contrary, research is distributed in the UK by J.P. Morgan Securities plc ("JPMS plc") which is a member of the London Stock Exchange and is authorised by the Prudential Regulation Authority and regulated by the Financial Conduct Authority and the Prudential Regulation Authority. JPMS plc is registered in England & Wales No. 2711006, Registered Office 25 Bank Street, London, E14 5JP. This material is directed in the UK only to: (a) persons having professional experience in matters relating to investments falling within article 19(5) of the Financial Services and Markets Act 2000 (Financial Promotion) (Order) 2005 ("the FPO"); (b) persons outlined in article 49 of the FPO (high net worth companies, unincorporated associations or partnerships, the trustees of high value trusts, etc.); or (c) any persons to whom this communication may otherwise lawfully be made; all such persons being referred to as "UK relevant persons". This material must not be acted on or relied on by persons who are not UK relevant persons. Any investment or investment activity to which this material relates is only available to UK relevant persons and will be engaged in only with UK relevant persons. Research issued by JPMS plc has been prepared in accordance with JPMS plc's policy for prevention and avoidance of conflicts of interest related to the production of Research which can be found at the following link: [J.P. Morgan EMEA - Research Independence Policy](#). U.S.: J.P. Morgan Securities LLC ("JPMS") is a member of the NYSE, FINRA, SIPC, and the NFA. JPMorgan Chase Bank, N.A. is a member of the FDIC. Material published by non-U.S. affiliates is distributed in the U.S. by JPMS who accepts responsibility for its content.

General: Additional information is available upon request. The information in this material has been obtained from sources believed to be reliable. While all reasonable care has been taken to ensure that the facts stated in this material are accurate and that the forecasts, opinions and expectations contained herein are fair and reasonable, JPMorgan Chase & Co. or its affiliates and/or subsidiaries (collectively J.P. Morgan) make no representations or warranties whatsoever to the completeness or accuracy of the material provided, except with respect to any disclosures relative to J.P. Morgan and the Research Analyst's involvement with the issuer that is the subject of the material. Accordingly, no reliance should be placed on the accuracy, fairness or completeness of the information contained in this material. There may be certain discrepancies with data and/or limited content in this material as a result of calculations, adjustments, translations to different languages, and/or local regulatory restrictions, as applicable. These discrepancies should not impact the overall investment analysis, views and/or recommendations of the subject company(ies) that may be discussed in the material. J.P. Morgan accepts no liability whatsoever for any loss arising from any use of this material or its contents, and neither J.P. Morgan nor any of its respective directors, officers or employees, shall be in any way responsible for the contents hereof, apart from the liabilities and responsibilities that may be imposed on them by the relevant regulatory authority in the jurisdiction in question, or the regulatory regime thereunder. Opinions, forecasts or projections contained in this material represent J.P. Morgan's current opinions or judgment as of the date of the material only and are therefore subject to change without notice. Periodic updates may be provided on companies/industries based on company-specific developments or announcements, market conditions or any other publicly available information. There can be no assurance that future results or events will be consistent with any such opinions, forecasts or projections, which represent only one possible outcome. Furthermore, such opinions, forecasts or projections are subject to certain risks, uncertainties and assumptions that have not been verified, and future actual results or events could differ materially. The value of, or income from, any investments referred to in this material may fluctuate and/or be affected by changes in exchange rates. All pricing is indicative as of the close of market for the securities discussed, unless otherwise stated. Past performance is not indicative of future results. Accordingly, investors may receive back less than originally invested. This material is not intended as an offer or solicitation for the purchase or sale of any financial instrument. The opinions and recommendations herein do not take into account individual client circumstances, objectives, or needs and are not intended as recommendations of particular securities, financial instruments or strategies to particular clients. This material may include views on structured securities, options, futures and other derivatives. These are complex instruments, may involve a high degree of risk and may be appropriate investments only for sophisticated investors who are capable of understanding and assuming the risks involved. The recipients of this material must make their own independent decisions regarding any securities or financial instruments mentioned herein and should seek advice from such independent financial, legal, tax or other adviser as they deem necessary. J.P. Morgan may trade as a principal on the basis of the Research Analysts' views and research, and it may also engage in transactions for its own account or for its clients' accounts in a manner inconsistent with the views taken in this material, and J.P. Morgan is under no obligation to ensure that such other communication is brought to the attention of any recipient of this material. Others within J.P. Morgan, including Strategists, Sales staff and other Research Analysts, may take views that are inconsistent with those taken in this material. Employees of J.P. Morgan not involved in the preparation of this material may have investments in the securities (or derivatives of such securities) mentioned in this material and may trade them in ways different from those discussed in this material. This material is not an advertisement for or marketing of any issuer, its products or services, or its securities in any

jurisdiction.

Confidentiality and Security Notice: This transmission may contain information that is privileged, confidential, legally privileged, and/or exempt from disclosure under applicable law. If you are not the intended recipient, you are hereby notified that any disclosure, copying, distribution, or use of the information contained herein (including any reliance thereon) is STRICTLY PROHIBITED. Although this transmission and any attachments are believed to be free of any virus or other defect that might affect any computer system into which it is received and opened, it is the responsibility of the recipient to ensure that it is virus free and no responsibility is accepted by JPMorgan Chase & Co., its subsidiaries and affiliates, as applicable, for any loss or damage arising in any way from its use. If you received this transmission in error, please immediately contact the sender and destroy the material in its entirety, whether in electronic or hard copy format. This message is subject to electronic monitoring: <https://www.jpmorgan.com/disclosures/email>

MSCI: Certain information herein ("Information") is reproduced by permission of MSCI Inc., its affiliates and information providers ("MSCI") ©2024. No reproduction or dissemination of the Information is permitted without an appropriate license. MSCI MAKES NO EXPRESS OR IMPLIED WARRANTIES (INCLUDING MERCHANTABILITY OR FITNESS) AS TO THE INFORMATION AND DISCLAIMS ALL LIABILITY TO THE EXTENT PERMITTED BY LAW. No Information constitutes investment advice, except for any applicable Information from MSCI ESG Research. Subject also to [msci.com/disclaimer](https://www.msci.com/disclaimer)

Sustainalytics: Certain information, data, analyses and opinions contained herein are reproduced by permission of Sustainalytics and: (1) includes the proprietary information of Sustainalytics; (2) may not be copied or redistributed except as specifically authorized; (3) do not constitute investment advice nor an endorsement of any product or project; (4) are provided solely for informational purposes; and (5) are not warranted to be complete, accurate or timely. Sustainalytics is not responsible for any trading decisions, damages or other losses related to it or its use. The use of the data is subject to conditions available at <https://www.sustainalytics.com/legal-disclaimers>. ©2024 Sustainalytics. All Rights Reserved.

"Other Disclosures" last revised April 06, 2024.

Copyright 2024 JPMorgan Chase & Co. All rights reserved. This material or any portion hereof may not be reprinted, sold or redistributed without the written consent of J.P. Morgan. It is strictly prohibited to use or share without prior written consent from J.P. Morgan any research material received from J.P. Morgan or an authorized third-party ("J.P. Morgan Data") in any third-party artificial intelligence ("AI") systems or models when such J.P. Morgan Data is accessible by a third-party. It is permissible to use J.P. Morgan Data for internal business purposes only in an AI system or model that protects the confidentiality of J.P. Morgan Data so as to prevent any and all access to or use of such J.P. Morgan Data by any third-party.

Completed 25 Apr 2024 08:55 PM EDT

Disseminated 25 Apr 2024 09:27 PM EDT